
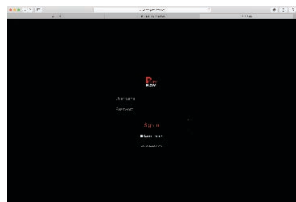
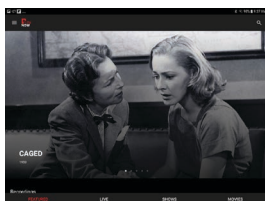
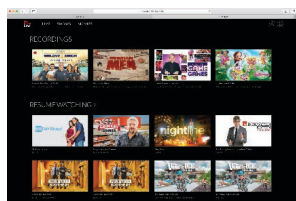


How to set a recording

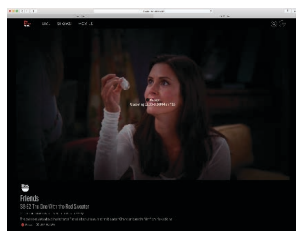
1. Login to watch.prtvnow.com (computer) or launch the app (tablet or mobile device).



2. Click on LIVE to access the guide.

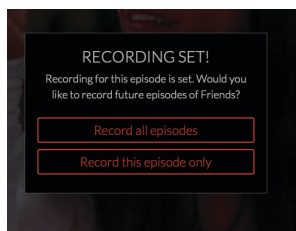


3. Locate the show you want to record and select it.




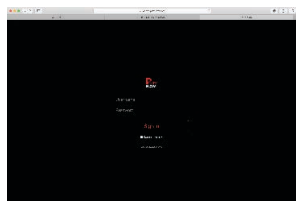
4. Select Record option beneath or beside the photo.
5. Select if you want to record just one episode or entire series.

- It will also give you the option to record on just 1 channel or all channel the show plays on.

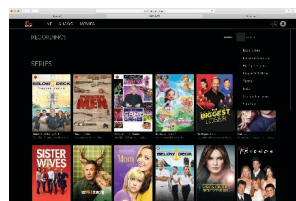


How to edit recording options

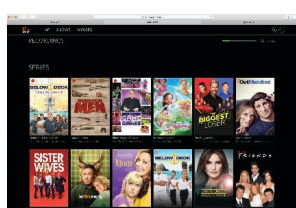
1. Login to watch.prtvnow.com (computer) or launch the app (tablet or mobile device).



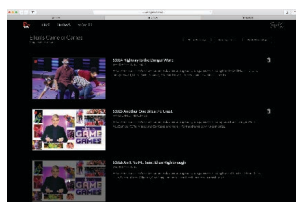
2. Click Settings icon (circle with person in it).



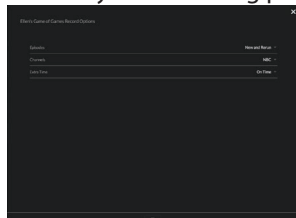
3. Select Recordings from the drop down list.
 - This allows you to see all recorded and scheduled recordings.



4. Select the recording you would like to edit.



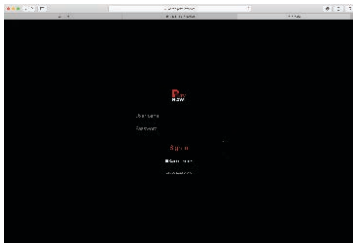
5. Select recording options; a pop up screen allows you to edit your recording preferences.



prtvtvnow!
Viewing from Computer,
Tablet or Mobile Device

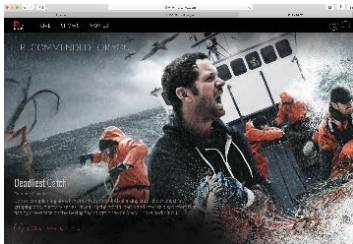
How to access prtvnw! from a computer:

1. Open your desired web browser on your device.
2. In the address bar type in watch.prtvnw.com.
3. Enter in your prtvnw! username and password.

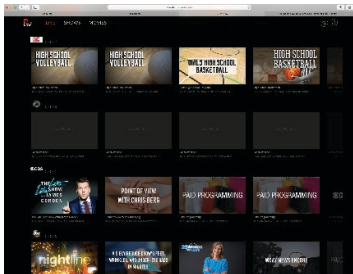


4. Click 'Sign in'.

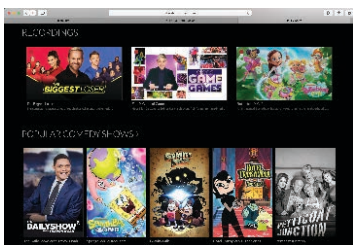
- If you are within your home you will have access to all content.



- Click on LIVE to get to the guide.




- If you are not in your home you will be able to access recorded content and set up new recordings.

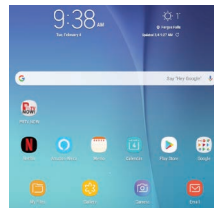


How to access prtvnw! from mobile device or tablet:

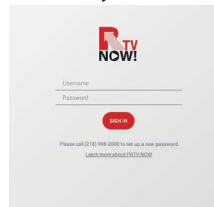
1. Open the app store for your device.
2. In the search bar type prtvnw!
3. Select the download option for your device.



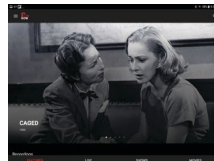
4. Once it is downloaded, launch the app.



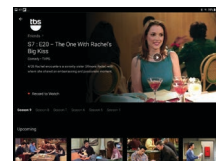
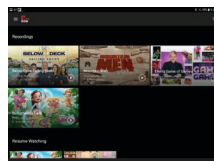
5. You will enter your username and password here.



- If you are within your home you will have access to all content.

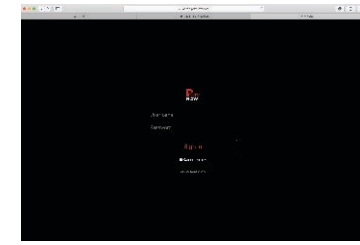


- If you are not in your home you will be able to access recorded content and set up new recordings.



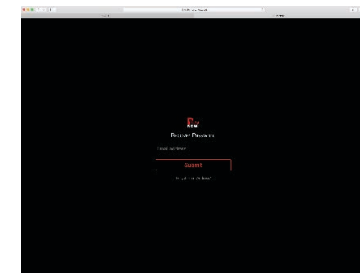
Reset prtvnw! password:

1. Open your desired web browser on your device.
2. In the address bar type in watch.prtvnw.com.
3. Click 'Forgot password?'

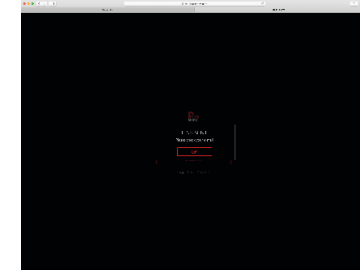


4. Enter your email address.

- That the account was set up with.



5. Click 'Submit'.



6. You will receive an email to reset your password.

- Email link is only good for 24 hours.

